



# VASUNDHARA RASAYANS LTD.

Reg. Office : Shed No. 42, Phase II, IDA Mallapur, Hyderabad-500 076, A.P., INDIA  
Tel : +91 40 23437617 / 623 Fax : +91 40 23437627 email : Info@vasundhararasayans.in  
Mumbai Office : Hem Prakash Building, 1st Flr., Room No. 4, 90/92, Kazi Sayed Street,  
Mandvi, Mumbai - 400 003, Tel. : +91 22 65806423, 92411157 Fax:91 22 23402924  
Factory : C-104, MIDC, MAHAD, Raigad, Maharashtra 402 309. Tel : +91 2145 232220/1  
CIN No.L24110TG1987PLC007242

DT.08.04.2015

To  
BOMBAY STOCK EXCHANGE LIMITED  
Floor 25, Phiroze Jeejeebhoy Towers  
DalalStreet  
MUMBAI-400001

Kind Attn: Ms.Chitra Sekhar DCS-CRD

Dear Sir/Madam

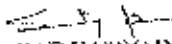
Subject : Submission of Share Holding Pattern  
Ref : Our Stock Code of BSL:538634

This is with reference to the subjects as cited above.

Pursuant to Clause 35 of the Listing Agreement, We are here with submitting  
the "Share Holding Pattern " for the quarter ended 31.03.2015 for your record

Thanking You.

Yours truly,  
for VASUNDHARA RASAYANS LIMITED

  
DIRECTOR





# VASUNDHARA RASAYANS LTD.

Reg. Office : Shed No. 42, Phase II, IDA Mellapur, Hyderabad-500 076, A.P., INDIA  
 Tel : +91 40 23437617 / 623 Fax : +91 40 23437627 email : info@vasundhararasayans.in  
 Mumbai Office : Hem Prakash Building, 1st Flr., Room No. 4, 90/92, Kazi Sayed Street,  
 Mandvi, Mumbai - 400 003. Tel. : +91 22 65806423, 32411157 Fax:91 22 23402924  
 Factory : C-104, MIDC, MAHAD, Raigad, Maharashtra 402 309. Tel : +91 2145 232220/1

CIN No. L24110TG1987PLC007242

## Statement Showing Shareholding Pattern

Table (I)(a)

Name of the Company: VASUNDHARA RASAYANS LIMITED

Quarter ended: 31st March, 2015


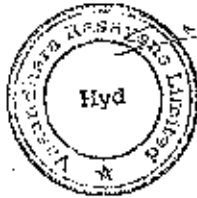
Category code	Category of Shareholder	Number of Shareholders	Total number of shares	Number of shares held in dematerialized form	Total shareholding as a percentage of total number of shares		Shares Pledged or otherwise encumbered	
					As a percentage of (A+B) <sup>1</sup>	As a percentage of (A+B+C)	Number of shares	As a percentage
(i)	(ii)	(iii)	(iv)	(v)	(vi)	(vii)	(viii)	(ix) = (viii)/(vi)*100
(A)	Shareholding of Promoter and Promoter Group <sup>2</sup>							
1	Indian							
(a)	Individuals/ Hindu Undivided Family	0	0	0	0.00	0.00	0	#DIV/0!
(b)	Central Government/ State Government(s)				0.00	0.00		#DIV/0!
(c)	Bodies Corporate	1	1060920	1060920	61.98	61.98	0	0.00
(d)	Financial Institutions/ Banks				0.00	0.00		#DIV/0!
(e)	Any Others (Specify)				0.00	0.00		#DIV/0!
(e-i)					0.00	0.00		#DIV/0!
(e-ii)					0.00	0.00		#DIV/0!
	Sub Total(A)(1)	1	1060920	1060920	61.98	61.98	0	0.00
2	Foreign							
a	Individuals (Non-Residents Individuals/ Foreign Individuals)				0.00	0.00		#DIV/0!
b	Bodies Corporate				0.00	0.00		#DIV/0!
c	Institutions				0.00	0.00		#DIV/0!
d	Any Others (Specify)				0.00	0.00		#DIV/0!
d-i					0.00	0.00		#DIV/0!
d-ii					0.00	0.00		#DIV/0!
	Sub Total(A)(2)	0	0	0	0.00	0.00	0	#DIV/0!
	Total Shareholding of Promoter and Promoter Group (A) = (A)(1)+(A)(2)	1	1060920	1060920	61.98	61.98	0	0.00
(B)	Public shareholding							
1	Institutions							
(a)	Mutual Funds/ UTI	0	0	0	0.00	0.00		
(b)	Financial Institutions/ Banks	0	0	0	0.00	0.00		
(c)	Central Government/ State Government(s)				0.00	0.00		
(d)	Venture Capital Funds				0.00	0.00		
(e)	Insurance Companies				0.00	0.00		
(f)	Foreign Institutional Investors	0	0	0	0.00	0.00		
(g)	Foreign Venture Capital Investors				0.00	0.00		
(h)	Any Other (Specify)				0.00	0.00		
(h-i)					0.00	0.00		
(h-ii)					0.00	0.00		
	Sub-Total (B)(1)	0	0	0	0.00	0.00		
2	Non-institutions							
(a)	Bodies Corporate	25	210446	88248	6.62	6.62		
(b)	Individuals				0.00	0.00		
i	Individuals -i, Individual shareholders holding nominal share capital up to Rs. 1 lakh	3239	433835	45755	13.65	13.65		
ii	ii, Individual shareholders holding nominal share capital in excess of Rs. 1 lakh.	7	550300	464280	17.57	17.57		
(c)	Any Other (NRIS)	1	500	500	0.02	0.02		
(c-i)	Clearing Members	2	5119	5119	0.16	0.16		
(c-ii)					0.00	0.00		
	Sub-Total (B)(2)	3274	1208280	593900	38.02	38.02		
(B)	Total Public Shareholding (B) = (B)(1)+(B)(2)	3274	1208280	593900	38.02	38.02		
	TOTAL (A)+(B)	3275	3178200	2563820	100.00	100.00		
(C)	Shares held by Custodians and against which Depository Receipts have been Issued							
1	Promoter and Promoter Group					0.00		#DIV/0!
2	Public					0.00		
	Sub-Total (C)	0	0	0		0.00	0	
	GRAND TOTAL (A) + (B) + (C)	3275	3178200	2563820		100.00	0	0.00

For VASUNDHARA RASAYANS LIMITED

---7 K---7  
 DIRECTOR


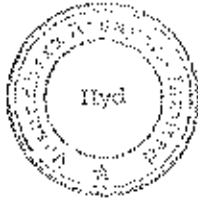
Introductory sub-table (I)(a)

Name of the Company: VASUNDHRA RASAYANS LIMITED			
Scrip Code, Name of the scrip, class of security:			
Quarter ended: 31st March, 2015			
<b>Partly paid-up shares:-</b>			
	No. of partly paid-up shares	As a % of total no. of partly paid-up shares	As a % of total no. of shares of the company
Held by promoter/promoter group	0	#DIV/0!	0
Held by public	0	#DIV/0!	0
<b>Total - D</b>	<b>0</b>	<b>#DIV/0!</b>	<b>0</b>
<b>Outstanding convertible securities:-</b>			
	No. of outstanding securities	As a % of total no. of outstanding convertible securities	As a % of total no. of shares of the company, assuming full conversion of the convertible securities
Held by promoter/promoter group	0	#DIV/0!	0
Held by public	0	#DIV/0!	0
<b>Total - E</b>	<b>0</b>	<b>#DIV/0!</b>	<b>0</b>
<b>Warrants:-</b>			
	No. of warrants	As a % of total no. of warrants	As a % of total no. of shares of the company, assuming full conversion of warrants
Held by promoter/promoter group	0	#DIV/0!	0
Held by public	0	#DIV/0!	0
<b>Total - F</b>	<b>0</b>	<b>#DIV/0!</b>	<b>0</b>
Total paid-up capital of the company, assuming full conversion of warrants and convertible securities (Grand Total (A+B+C)+ D+E+F )		3178200	100



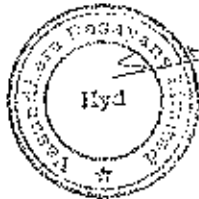
(D)(b) Statement showing holding of securities (including shares, warrants, convertible securities) of persons belonging to the category "Promoter and Finance Group" as on 31st March, 2015

Sr. No.	Name of the shareholder	Total shares held		Shares pledged or otherwise encumbered			Details of warrants		Details of convertible securities		Total shares (including underlying shares assuming full conversion of warrants and convertible securities) as a % of diluted share capital
		Number of shares	As a % of paid up (A) + (B) + (C)	Number	As a percentage	As a % of total (A) + (B) + (C) of sub-class (D)(i)	Number of warrants held	As a % total number of warrants of the same class	Number of convertible securities held	As a % total number of convertible securities of the same class	
Sl	(II)	(III)	(IV)	(V)	(VI) = (V) / (III) * 100	(VII)	(VIII)	(IX)	(X)	(XI)	(XII)
1	P & J ORFTECH PRIVATE LIMITED	1608920	61.98	0	0.00	0.00	0	0.00	0	0.00	61.98
<b>TOTAL</b>		<b>1608920</b>	<b>61.98</b>	<b>0</b>	<b>0.00</b>	<b>0.00</b>	<b>0</b>	<b>0.00</b>	<b>0</b>	<b>0.00</b>	<b>61.98</b>



(1)(c)(i) Statement showing holding of securities (including shares, warrants, convertible securities) of persons belonging to the category "Public" and holding more than 1% of the total number of shares as on 31st March, 2015

Sr. No.	Name of the shareholder	Number of shares	Shares as a percentage of total number of shares (i.e., Grand Total (A)/(B)+(C) indicated in Statement of para (1)(a) above)	Detail of warrants		Details of convertible securities		Total shares (including underlying shares assuming full conversion of warrants and convertible securities as a % of diluted share capital)
				Number of warrants held	As a % total number of warrants of the same class	Number of convertible securities held	% w.r.t total number of convertible securities of the same class	
1	PRASHANT SHRIMAL	241000	7.59	0	0.00	0	0.00	7.59
2	GARG LCASING&IN.PVT	120000	3.78	0	0.00	0	0.00	3.78
3	AJAY KUMAR JAIN	113200	3.72	0	0.00	0	0.00	3.72
4	PRADEEP KUMAR JAIN	95000	2.99	0	0.00	0	0.00	2.99
5	RAMCLI DEALERS PVT. LTD.	82000	2.52	0	0.00	0	0.00	2.52
6	VINOD AGARWAL	52000	1.57	0	0.00	0	0.00	1.57
<b>TOTAL</b>		<b>704200</b>	<b>22.16</b>	<b>0</b>	<b>0.00</b>	<b>0</b>	<b>0.00</b>	<b>22.16</b>



*[Handwritten signature]*

(1)(c)(ii) Statement showing holding of securities (including shares, warrants, convertible securities) of persons (together with belonging to the category PAC) belonging to the category "Public" and holding more than 5% of the total number of shares as on 31st March, 2015

Sr. No.	Name of the shareholder	Number of shares	Shares as a percentage of total number of shares (i.e., Grand Total (A)+(B)+(C) indicated in Statement at para (1)(a) above)	Detail of warrants		Details of convertible securities		Total shares (including underlying shares assuming full conversion of warrants and convertible securities as a % of diluted share capital)
				Number of warrants held	As a % total number of warrants of the same class	Number of convertible securities held	% w.r.t total number of convertible securities of the same class	
1	PRASHANT SHRIMAL	241000	7.59	0	0.00	0	0.00	7.59
			0.00		0.00		0.00	0.00
<b>TOTAL</b>		<b>241000</b>	<b>7.59</b>	<b>0</b>	<b>0.00</b>	<b>0</b>	<b>0.00</b>	<b>7.59</b>



*[Handwritten signature]*

(I)(d) Statement showing details of locked-in shares as on 31st March, 2015


Sr. No.	Name of the shareholder	Number of locked-in shares	Locked-in shares as a percentage of total number of shares (i.e., Grand Total (A)+(B)+(C) indicated in Statement at para (I)(a) above)
1	NIL	0	0.00
2		0	0.00
3		0	0.00
4		0	0.00
			0.00
			0.00
<b>TOTAL</b>		<b>0</b>	<b>0.00</b>



(II)(a) Statement showing details of Depository Receipts (DRs) as on 31st March, 2015

Sr. No.	Type of outstanding DR (ADRs, GDRs, SDRs, etc.)	Number of outstanding DRs	Number of shares underlying outstanding DRs	Shares underlying outstanding DRs as a percentage of total number of shares (i.e., Grand Total (A)+(B)+(C) indicated in Statement at para (I)(a) above)
1				0.00
2				0.00
3				0.00
4				0.00
5				0.00
6	NIL	NIL	0	0.00
7				0.00
8				0.00
9				0.00
				0.00
				0.00
<b>TOTAL</b>		<b>0</b>	<b>0</b>	<b>0.00</b>

3/3/15





(II)(b) **Statement showing holding of Depository Receipts (DRs), where underlying shares held by "promoter/promoter group" are in excess of 1% of the total number of shares as on 31st March, 2015**

Sr. No.	Name of the DR Holder	Type of outstanding DR (ADRs, GDRs, SDRs, etc.)	Number of shares underlying outstanding DRs	Shares underlying outstanding DRs as a percentage of total number of shares (i.e., Grand Total (A)+(B)+(C) indicated in Statement at para (I)(a) above)
1				0.00
2				0.00
3				0.00
4				0.00
5				0.00
6				0.00
7	NIL	NIL	0	0.00
8				0.00
9				0.00
				0.00
				0.00
<b>TOTAL</b>			<b>0</b>	<b>0.00</b>





**CIL SECURITIES LIMITED**

214, RAGHAVA RATNA TOWERS, CHIRAG ALI LINE, ABIDS, HYDERABAD, 500 001, CIN: L67120TG

Tan No. ; Phone No. : +91-40-23202463/23203155 ; Fax No. : (040) 23203028,66661267


Email: rta@cilsecurities.com ; Url: http://www.cilsecurities.com

ISIN : INE406F01010

Name of the Company : VASUNDHARA RASAYANS LIMITED

**Statement showing Promoters (Body Corporate) Holdings as on 31-03-2015**

Serial No	Client Id/Folio	Name of ShareHolder	No. Of Shares	Held(%)
1	1201350000040368	P & J CRETECIEM PRIVATE LIMITED	1969920	61.982254%
		TOTAL	1969920	61.982254%



**CIL SECURITIES LIMITED**

214, RAGHAVA RATNA TOWERS, CHIRAG ALI LINE, ABIDS, HYDERABAD., 500 001, CIN: L67120TG

Pan No. ; Phone No. : +91-40-23202465/23203155 ; Fax No. : (040) 23203028,66661267

Email: rta@cilsecurities.com ; Url: http://www.cilsecurities.com

ISIN : INE406F01010

Name of the Company : VASUNDHARA RASAYANS LIMITED

**Statement showing Body Corporate Holdings as on 31-03-2015**

Serial No	Client Id/Folio	Name of Shareholder	No. Of Shares	Held(%)
1	VR0052	GARG LEASING&FIN.PVT	120000	3.775722%
2	1203450000201502	RAMOLI DEALERS PVT. LTD.	80000	2.517148%
3	1204910000000042	FAIRWEALTH SECURITIES LIMITED	2600	0.081807%
4	000022	NAGARJUNA FINANCE LT	1500	0.047197%
5	IN302461-10421253	ASE CAPITAL MARKETS LIMITED	1309	0.041187%
6	IN300394-10014644	KARVY STOCK BROKING LIMITED	1300	0.040904%
7	1201910100055137	SMC GLOBAL SECURITIES LIMITED	1000	0.031464%
8	1203000000507621	ELPEE COMMERCIAL LIMITED	300	0.009439%
9	1203000000507687	TUNKAI INDIA LIMITED	300	0.009439%
10	1203000000620555	DHAN DAULAT HOLDING LIMITED	300	0.009439%
11	000879	CANBANK FINANCIAL SERVICES LTD	300	0.009439%
12	PS00027	PUNJ INVESTMENTS PVT LTD	300	0.009439%
13	1202650000000017	DIMENSIONAL SECURITIES P. LTD.	200	0.006293%
14	1203840000000086	SIRIRAM INSIGHT SHARE BROKERS LTD	200	0.006293%
15	1204150000007808	JAINAM SHARE CONSULTANTS PVT. LTD	100	0.003146%
16	IN302269-12180091	INDIA INFOLINE LIMITED	100	0.003146%
17	12049800000072806	PACE STOCK BROKING SERVICES PVT LTD	100	0.003146%
18	011907	MANDAP INTERNATIONAL PVT LTD	100	0.003146%
19	1202650100000051	SURANA INTERNATIONAL PRIVATE LIMITE	100	0.003146%
20	12069000000000831	MOTISONS STIARES PRIVATE LIMITED	100	0.003146%
21	IN301629-10033415	JAI MAA VINIMAY PVT LTD	95	0.002989%
22	12066900000000050	CHOICE EQUITY BROKING PVT LTD	85	0.002674%
23	12051500000027393	RIKHAV SECURITIES LIMITED	35	0.001101%
24	IN301774-10000167	RELIGARE SECURITIES LTD	20	0.000629%
25	12035200000011436	KELLTON SECURITIES PRIVATE LIMITED	2	0.000063%
		<b>TOTAL</b>	<b>210446</b>	<b>6.621542%</b>





CIL SECURITIES LIMITED

214, RAGHAVA RATNA TOWERS, CHIRAG ALI LINE, ABIDS, HYDERABAD., 500 001, CIN: L671201G

Pan No. ; Phone No. : +91-40-23202465/23203155 ; Fax No. : (040) 23203028,66661267

Email: rta@cilsecurities.com ; Url: http://www.cilsecurities.com

ISIN : INE406F01010

Name of the Company ; VASUNDHARA RASAYANS LIMITED

Statement showing Non Resident Indian(NRI) Holdings as on 31-03-2015

Serial No	Client Id/Folio	Name of Shareholder	No. Of Shares	Held(%)
1	IN300476-42077072	ARUN SURAJ PARKASHI CHADHA	500	0.015732%
		TOTAL	500	0.015732%



(Signature)

(Signature)



**CIL SECURITIES LIMITED**

214, BAGHAVA RATNA TOWERS, CHIRAG ALI LINE, ABIDS, HYDERABAD., 500 001, CIN: L67120TG

Pan No. ; Phone No. : +91-40-23202465/23203155 ; Fax No. : (040) 23203028,66661267


Email: rta@cilsecurities.com ; Url: <http://www.cilsecurities.com>

ISIN : INE406F01010

Name of the Company : VASUNDHARA RASAYANS LIMITED

**Statement showing Clearing Member Holdings as on 31-03-2015**

Serial No	Client Id/Folio	Name of ShareHolder	No. Of Shares	Held(%)
1	IN300126-11178157	HDFC SECURITIES LTD.	5029	0.158234%
2	IN301854-10073069	GHAJJA BHANSALI STOCK BROKERS PVT.L	90	0.002832%
		TOTAL	5119	0.161066%



**VASUNDHRA RASAYANS LIMITED**

**TOP 50 List Of Individual ShareHolders As On 31-03-2015**

Serial No.	Folio No/Client Id	Name	No. Of Shares	Held %
1	120307000003755	PRASHANT SHRIMAL	241080	7.59
2	IN300394-11857380	AJAY KUMAR JAIN	118200	3.72
3	IN300394-11857429	PRADEEP KUMAR JAIN	95000	2.99
4	VR0025	VINOD AGARWAL	50000	1.57
5	VSL000895	VIKAS KAMAL JAIN	31100	0.98
6	S03238	SOUNDCRAFT MARKETING PROJECT	10200	0.32
7	D03219	DEEPAK CHOWDHRY & CO	5000	0.16
8	M03240	MITESH S SHAH	4000	0.13
9	IN301143-10795618	PRAMOD JASRAJ BHARAL	3500	0.11
10	P03223	PRADIP R JAVERI RASIKLAL JAVERI	2100	0.07
11	11914	SUKUMAR SURENDRA DEVRUHKAR	2000	0.06
12	VSL000013	VIPIN SHANTILAL SHAH	2000	0.06
13	11897	G V KRISHNAM RAJU	1800	0.06
14	C03229	CREDIT CAPITAL FINAN	1600	0.05
15	L03220	LOUIZA PIA D'SOUZA PIA D'SOUZA	1600	0.05
16	S03242	SHREYA S SHAH	1500	0.05
17	IN301549-19191004	UMESH VASANT KUDALKAR	1300	0.04
18	T03230	TRENDSETTER INVESTME	1200	0.04
19	S03243	SOUNDCRAFT MARKETING	1200	0.04
20	R03229	RAVI K JHUNJHUNWALA	1200	0.04
21	IN300693-10063598	LALITA AGARWAL	1000	0.03
22	P03227	PRAFULLA DINESH SHAH	1000	0.03
23	IN300476-40655418	NIKHIL LALIT SHETH	1000	0.03
24	K00006	KUNDA HARISHCHANDRA KATE	1000	0.03
25	IN301022-21308272	G BHAGAVANTA RAO	1000	0.03
26	2	DILIP N GULWANI NARAIN GULWANI	900	0.03
27	IN301151-13054356	PATEL MUKESH J	900	0.03
28	G03233	G SIVASUBRAMANIAN	900	0.03
29	IN300327-10117706	ALKA KOTHARI	800	0.03
30	908	VIKAS KAMAL JAIN	800	0.03
31	IN300829-11243290	J.R.UCHADADIA	700	0.02
32	IN300982-10608536	AJAY RASIKLAL SHAH	606	0.02
33	IN301549-39449076	SANJAY SRICHAND UTTAM	600	0.02
34	J03208	JAYESH D PAREKH DHIRAJLAL C PAREKH	600	0.02
35	1202990005619183	BHAGAVANTA RAO GUMMIDIDALA	600	0.02
36	IN300829-11236477	SADANAND SHANKAR VALANJU	600	0.02
37	873	JAVERBEN K CHHEDA	600	0.02
38	14	ASHA INDERJEET NARANINDERJEET NAR	600	0.02
39	M03233	MINAL DEEPAK MEHTA	500	0.02
40	C00005	CHE TAN U SANGHVI	500	0.02
41	BX00400	B BALAJAH	500	0.02
42	C03228	CHEKURI PRASAD RAJU CHEKURI SATYAN	500	0.02
43	DH00175	JOGENDER KISHINCHAND LALLA	500	0.02
44	21	BHARTI PARESH DHURV PARESH	500	0.02
45	17	NEENA M ISRANI	500	0.02
46	11894	ANURADHA AGARWAL	500	0.02
47	P03218	PODISETTY ABHILASH LT PODISETTY ANJ	500	0.02
48	M03226	MOHAMMED ARIF MOHAMMED ABBAS	500	0.02
49	TM00027	TATAPURI SAI KUMAR	500	0.02
50	K03208	K N SUJATHA	500	0.02
		<b>TOTAL</b>	<b>595786</b>	<b>18.75</b>

